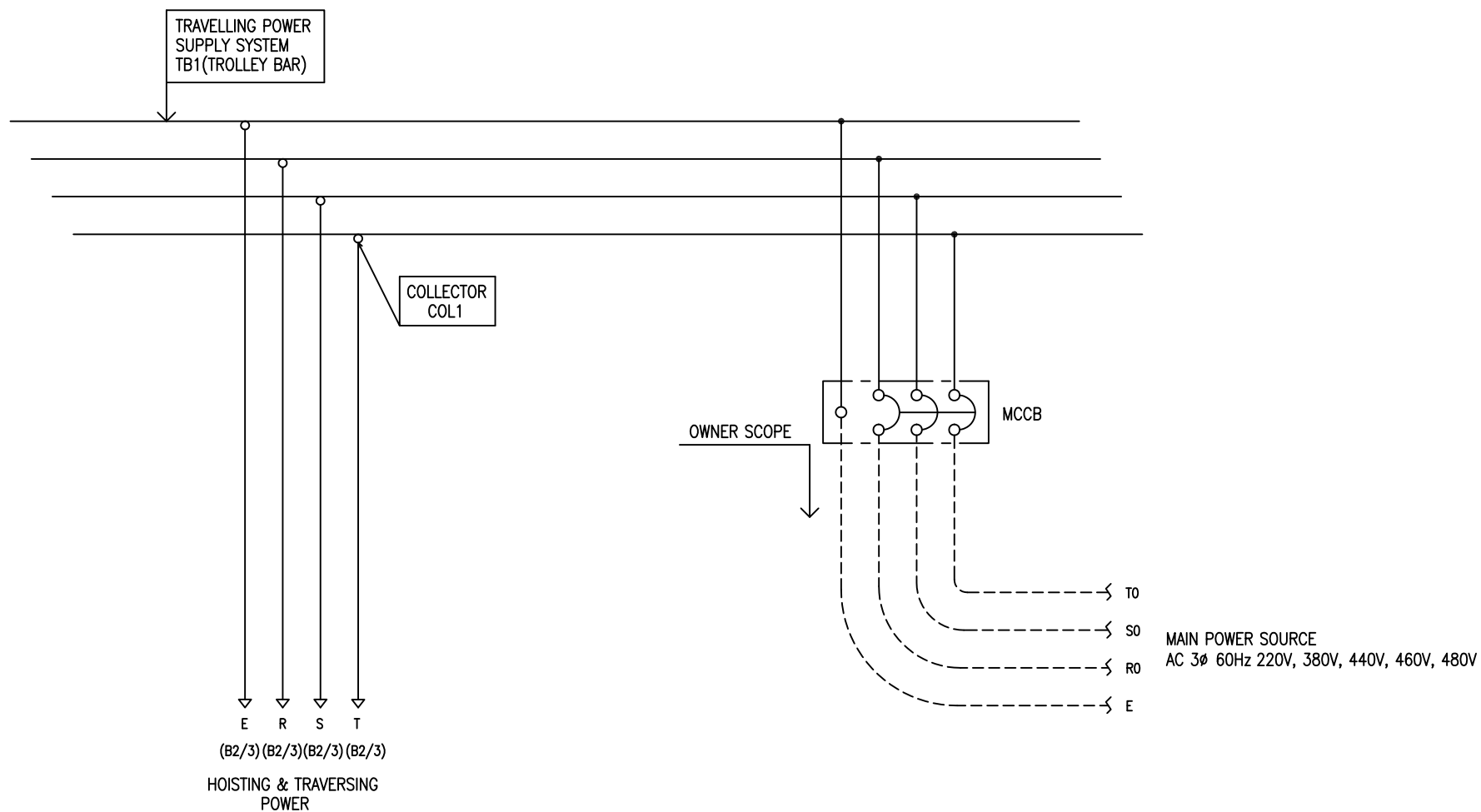


POWER CIRCUIT
TRAVELLING POWER SUPPLY SYSTEM

ADDRESS NO.

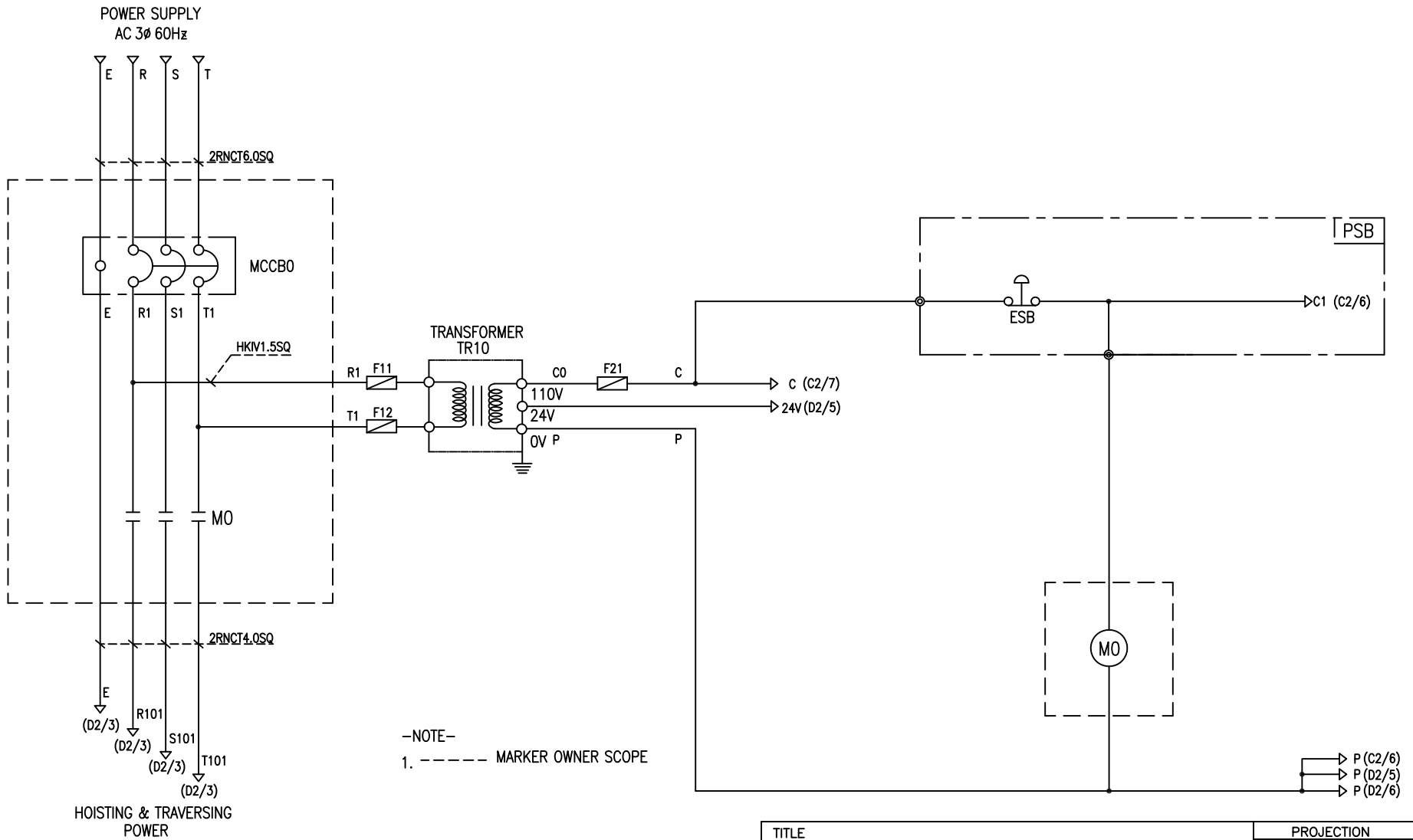
A2



-NOTE-

1. - - - - MARKED OWNER SCOPE
2. ——— MARKED CRAIN MAKER SCOPE

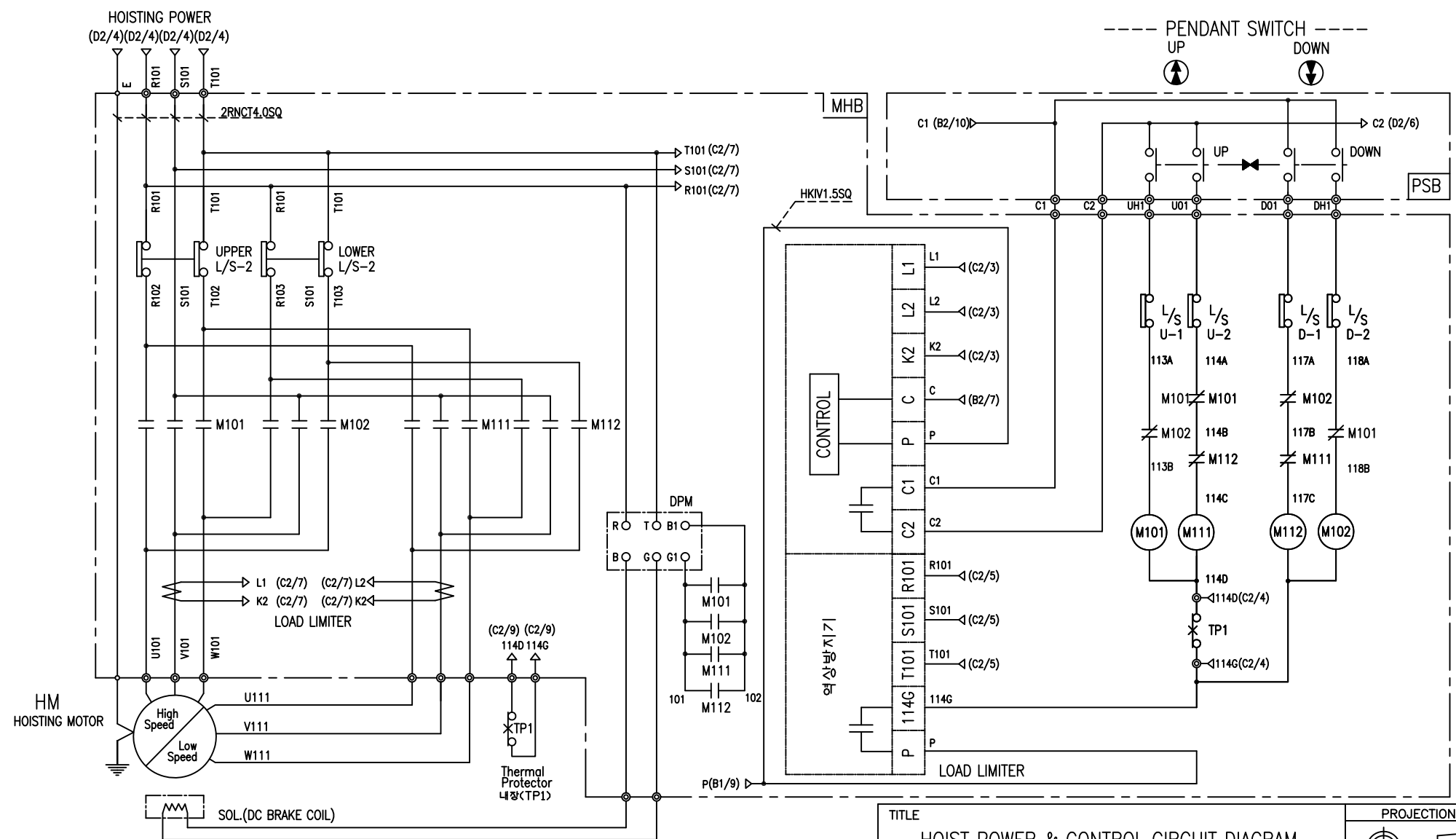
TITLE				PROJECTION	
MAIN POWER CIRCUIT DIAGRAM1					
WORK NO	WORK NAME			SCALE	Q' TY
601	HOISTING & TRAVERSING 220V, 380V, 440V, 460V, 480V			1/1	1
DRAWN	CHECKED	REVIEWED	APPROVED	DRAWING NO	
LEE G.H.					
2018.04.02				CODE NO	



-NOTE-
1. ----- MARKER OWNER SCOPE

SPECIFICATION	NO FUSE BREAKER	MAGNET CONTACT	TRANSFORMER	FUSE		
SYMBOLS	MCCB0	MO	TR10	F11, F12, F21		
DESCRIPTION	220V	50A	GMC22	DMC-22	60VA	1A
	380V	40A				
	440V	30A				
	460V	30A				
	480V	30A				
MAKER	LS	LS	DONGA	LK	-	

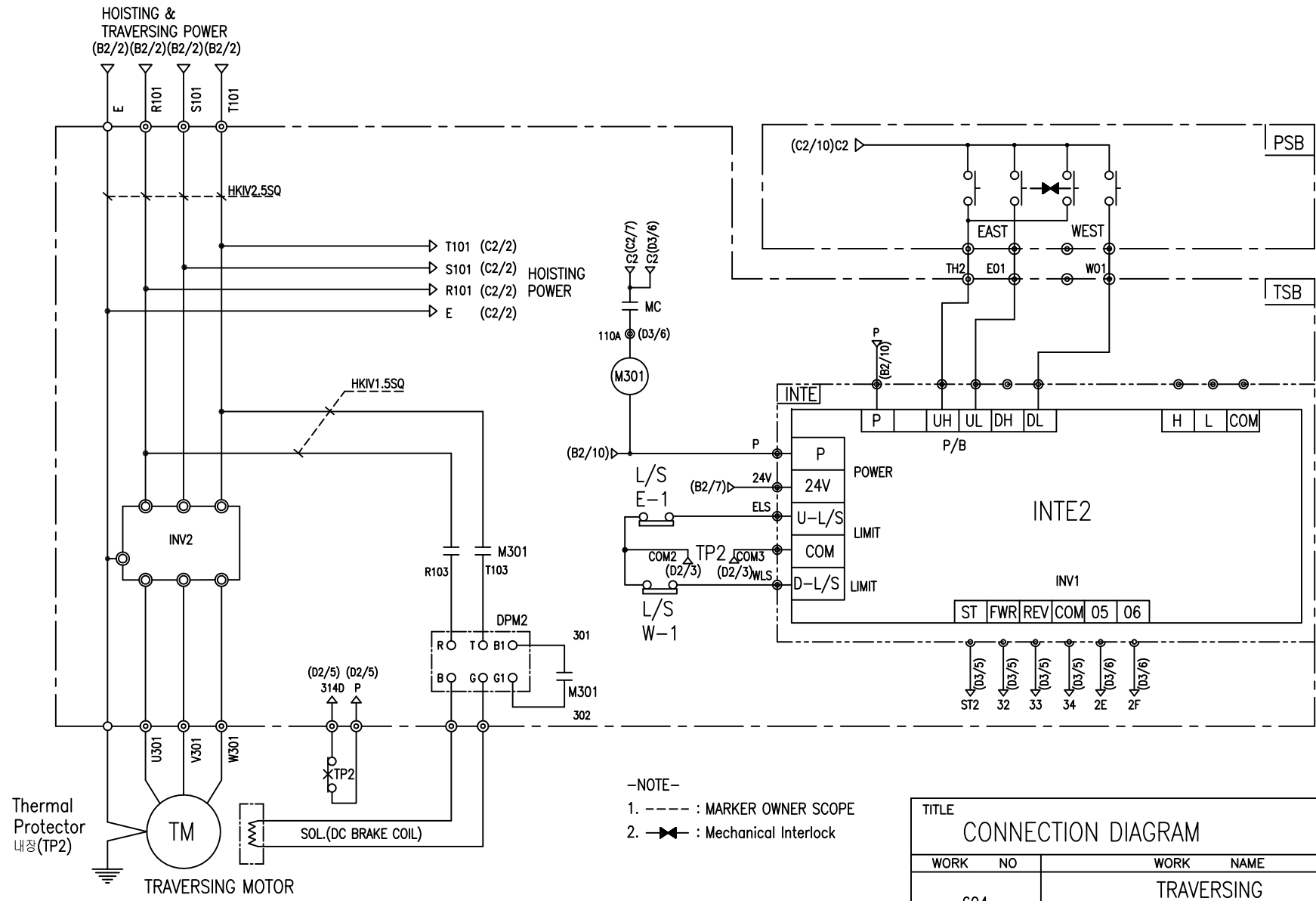
TITLE						PROJECTION	
MAIN POWER & CONTROL CIRCUIT DIAGRAM							
WORK NO	WORK NAME					SCALE	Q' TY
602	HOISTING					1/1	1
220V, 380V, 440V, 460V, 480V							
DRAWN	CHECKED	REVIEWED	APPROVED	MODEL			
LEE.G.H				CODE NO			
2018.04.02							



-NOTE-
 1. : Mechanical Interlock

SPECIFICATION	MAGNET CONTACT	LOAD LIMITER	SILICON RECTIFIER				Thermal Protector	HOIST MOTOR	
SYMBOLS	M101, M102 M103, M104	-	DPM				TP1	HM	
DESCRIPTION	DMC22	LKDL-60A	DC99V	DC171V	DC198V	DC207V	DC216V	17AM032	4.4Kw * 2P/2.2Kw*6P
MAKER	DONG-A	LK	LK				Texas Instruments	LK	

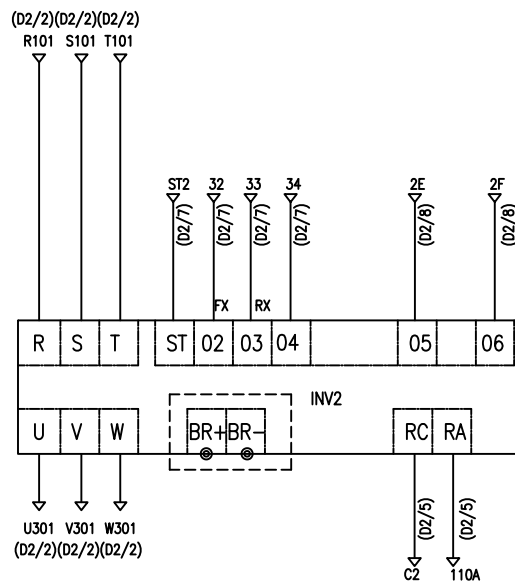
TITLE HOIST POWER & CONTROL CIRCUIT DIAGRAM				PROJECTION 	
WORK NO	WORK NAME			SCALE	Q' TY
603	HOISTING(DB)			1/1	1
220V, 380V, 440V, 460V, 480V					
DRAWN	CHECKED	REVIEWED	APPROVED	MODEL	
LEE.G.H				CODE NO	
2018.04.02					
L K HOIST CO., LTD.					



-NOTE-
 1. - - - - : MARKER OWNER SCOPE
 2. —|> : Mechanical Interlock

TITLE CONNECTION DIAGRAM					PROJECTION 	
WORK NO. 604	WORK NAME TRAVERSING				SCALE	Q' TY
220V, 380V, 440V, 460V, 480V						
DRAWN LEE.G.H	CHECKED	REVIEWED	APPROVED	MODEL		
2018.04.02				CODE NO	CODE_NO	
L K HOIST CO., LTD.						

SPECIFICATION	MAGNET CONTACT	SILICON RECTIFIER					Thermal Protector	HOIST MOTOR
SYMBOLS	M301	DPM2					TP2	TM
DESCRIPTION	DMC12b	AC220V	AC380V	AC440V	AC460V	AC480V	17AM032	0.75Kw * 4P
		DC99V	DC171V	DC198V	DC207V	DC216V		0.4Kw * 6P
MAKER	DONG-A	LK					Texas Instruments	LK

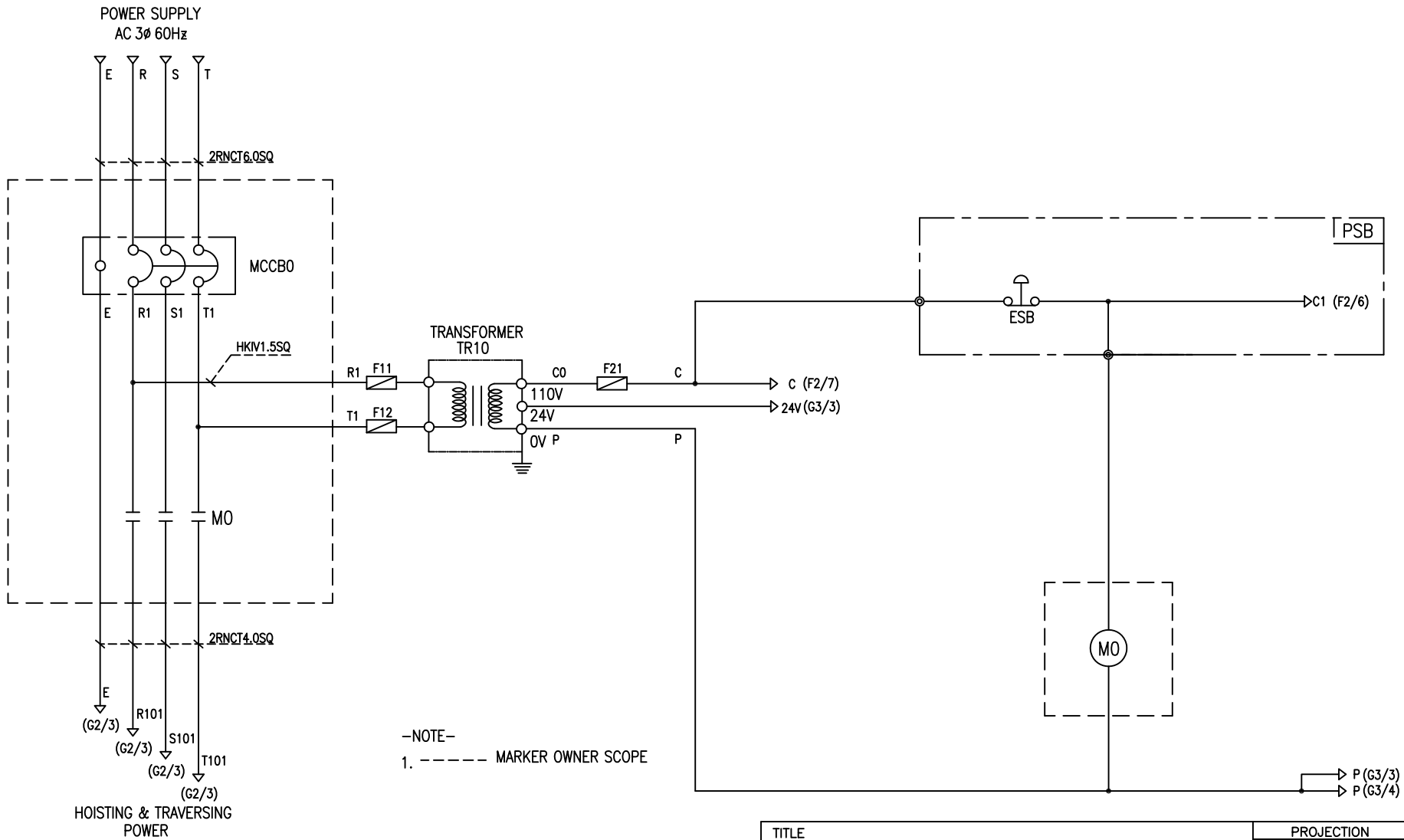


-NOTE-

1. - - - - : OPTION SCOPE

SPECIFICATION	INVERTER	BRAKING RESISTOR
SYMBOLS	INV2	BR
DESCRIPTION	0.75KW	80W 750 OHM
MAKER	ROCKWELL or LS	-

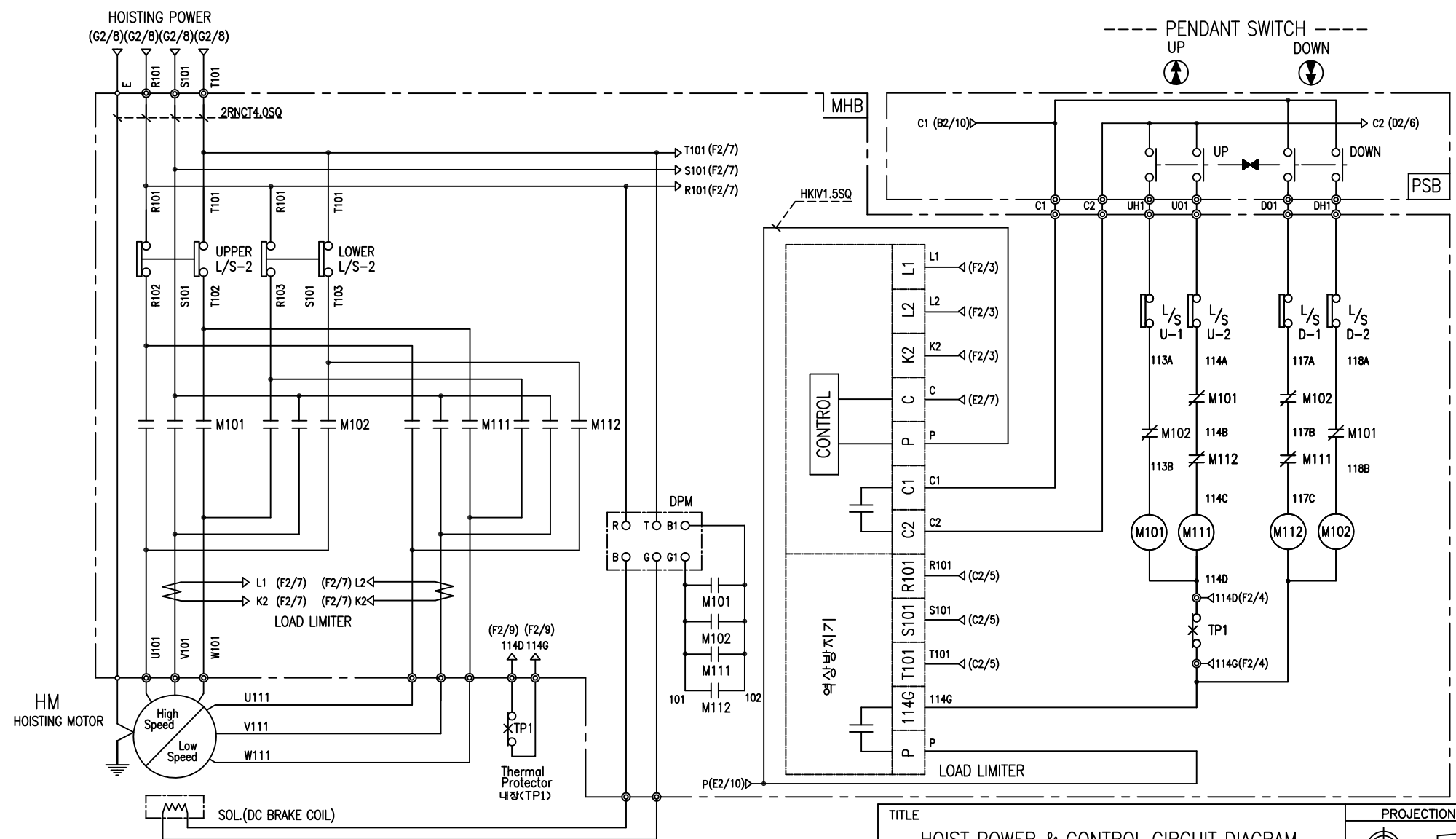
TITLE				(D1/6) PROJECTION	
INVERTER CONTROL CIRCUIT DIAGRAM					
WORK NO	WORK NAME			SCALE	Q' TY
605	TRAVERSING			1/1	1
220V, 380V, 440V, 460V, 480V					
DRAWN	CHECKED	REVIEWED	APPROVED	MODEL	
LEE.G.H				CODE NO	
2018.04.02					



-NOTE-
1. ----- MARKER OWNER SCOPE

SPECIFICATION	NO FUSE BREAKER	MAGNET CONTACT	TRANSFORMER	FUZE		
SYMBOLS	MCCB0	MO	TR10	F11, F12, F21		
DESCRIPTION	220V	50A	GMC22	DMC-22	60VA	1A
	380V	40A				
	440V	30A				
	460V	30A				
	480V	30A				
MAKER	LS	LS	DONGA	LK	-	

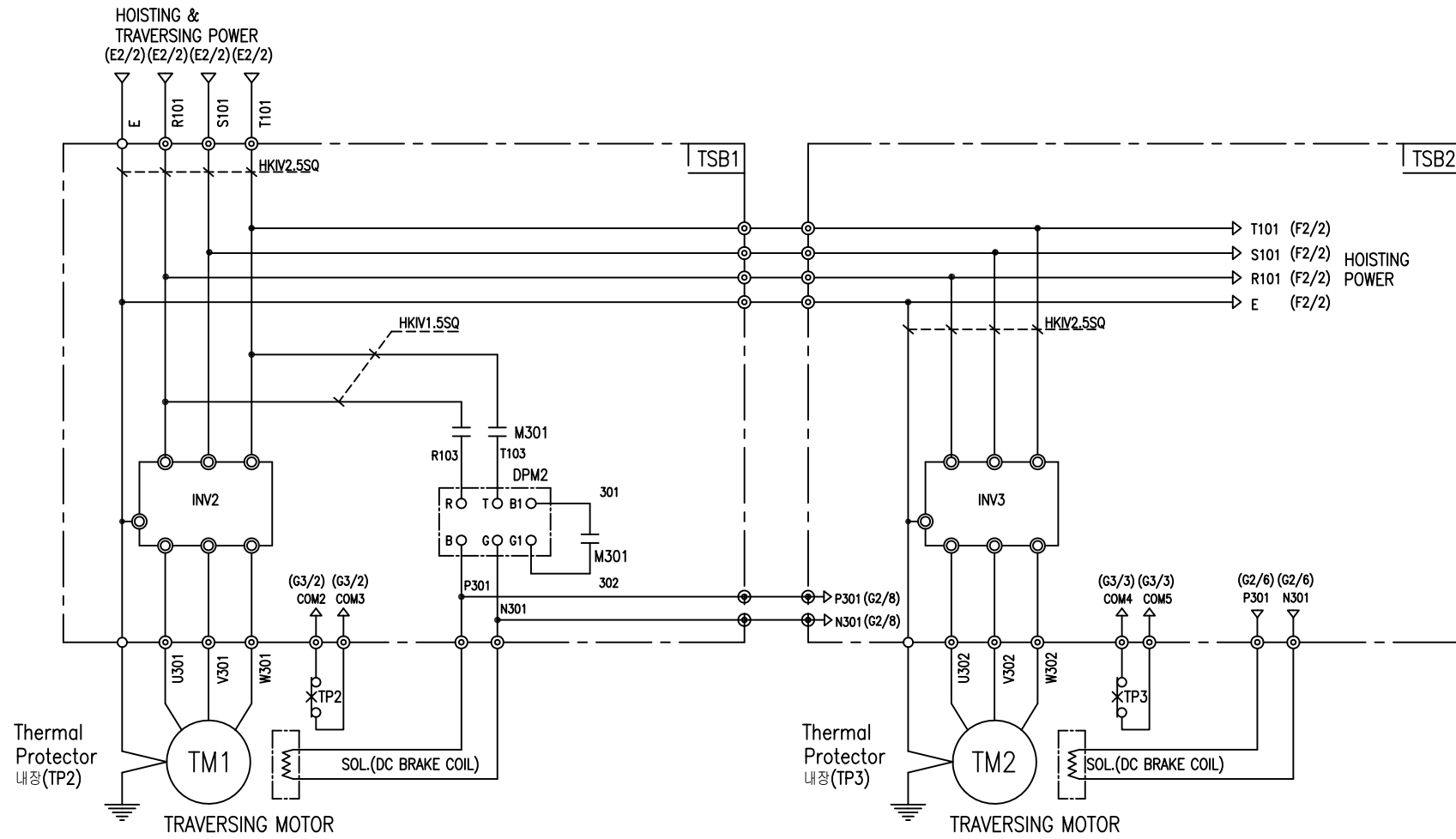
TITLE MAIN POWER & CONTROL CIRCUIT DIAGRAM						PROJECTION 	
WORK NO	WORK NAME					SCALE	Q' TY
606	EDAM 220V, 380V, 440V, 460V, 480V					1/1	1
DRAWN	CHECKED	REVIEWED	APPROVED	MODEL	EDAM		
LEE.G.H				CODE NO			
2018.04.02							
L K HOIST CO., LTD.							



-NOTE-
1. : Mechanical Interlock

SPECIFICATION	MAGNET CONTACT	LOAD LIMITER	SILICON RECTIFIER				Thermal Protector	HOIST MOTOR	
SYMBOLS	M101, M102 M103, M104	-	DPM				TP1	HM	
DESCRIPTION	DMC22	LKDL-60A	DC99V	DC171V	DC198V	DC207V	DC216V	17AM032	4.4Kw * 2P/2.2Kw*6P
MAKER	DONG-A	LK	LK				Texas Instruments	LK	

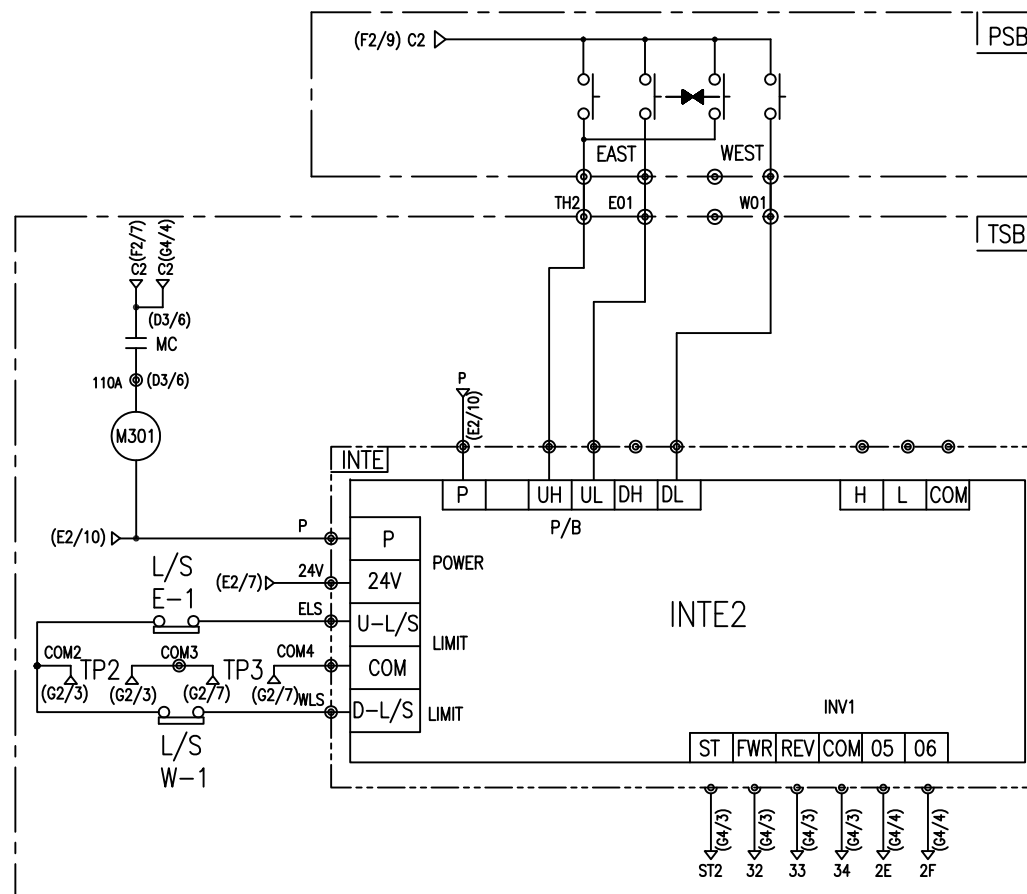
TITLE HOIST POWER & CONTROL CIRCUIT DIAGRAM						PROJECTION 	
WORK NO 607		WORK NAME DBM				SCALE 1/1	
220V, 380V, 440V, 460V, 480V						Q' TY 1	
DRAWN LEE.G.H	CHECKED	REVIEWED	APPROVED	MODEL		CODE NO	
2018.04.02		L K HOIST CO., LTD.					



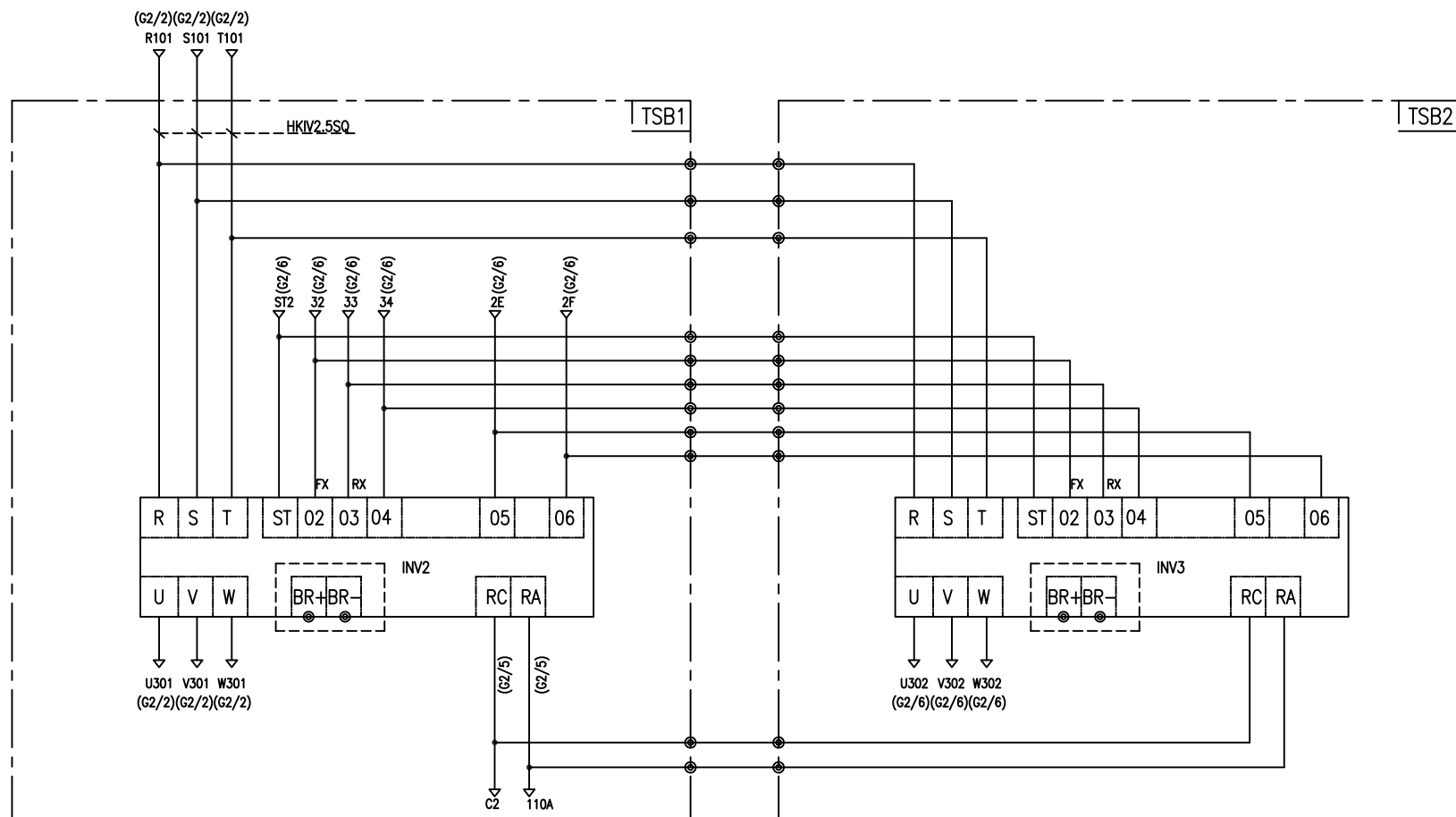
-NOTE-
 1. ---- : MARKER OWNER SCOPE
 2. —X— : Mechanical Interlock

TITLE CONNECTION DIAGRAM						PROJECTION 	
WORK NO 608		WORK NAME EDAM				SCALE Q' TY	
220V, 380V, 440V, 460V, 480V							
DRAWN LEE.G.H	CHECKED	REVIEWED	APPROVED	MODEL EDAM	CODE NO CODE_NO		
2018.04.02							
L K HOIST CO., LTD.							

SPECIFICATION	MAGNET CONTACT	SILICON RECTIFIER					Thermal Protector	HOIST MOTOR
SYMBOLS	M301, M302	DPM2					TP2, TP3	TM
DESCRIPTION	DMC12b	AC220V	AC380V	AC440V	AC460V	AC480V	17AM032	0.75Kw * 4P
		DC99V	DC171V	DC198V	DC207V	DC216V		0.4Kw * 6P
MAKER	DONG-A	LK					Texas Instruments	LK



TITLE				(D1/6) PROJECTION	
INVERTER CONTROL CIRCUIT DIAGRAM					
WORK NO	WORK NAME			SCALE	Q' TY
609	TRAVERSING			1/1	1
220V, 380V, 440V, 460V, 480V					
DRAWN	CHECKED	REVIEWED	APPROVED	MODEL	EDAM
LEE.G.H				CODE NO	
2018.04.02					
L K HOIST CO., LTD.					



—NOTE—

1. - - - - : OPTION SCOPE

SPECIFICATION	INVERTER	BRAKING RESISTOR
SYMBOLS	INV2, INV3	BR
DESCRIPTION	0.75KW	80W 750 OHM
MAKER	ROCKWELL or LS	-

TITLE				PROJECTION	
INVERTER CONTROL CIRCUIT DIAGRAM					
WORK NO	WORK NAME			SCALE	Q' TY
610	TRAVERSING			1/1	1
220V, 380V, 440V, 460V, 480V					
DRAWN	CHECKED	REVIEWED	APPROVED	MODEL	EDAM
LEE.G.H				CODE NO	
2018.04.02					

SCHEDULE OF TECHNICAL DATA

1. SERVICE	HOISTING
2. MANUFACTURE	LK HOIST CO. LTD
3. MOTOR MODEL NO	4.4/2.2 - 2/6 - 46
4. RATED POWER	4.4/2.2 KW × 2/6 P
5. RATED VOLTAGE AND FREQUENCY	460 V 60HZ
6. MOTOR TYPE	SQUIRREL CAGE ROTOR TYPE
7. RATING	30 MIN
8. LOCATION	OUTDOOR
9. INSULATION CLASS	B
10. DESIGN TEMPERATURE RISE (BY RESISTANCE)	80℃
11. FULL LOAD SPEED	3440/1140 RPM
12. FULL LOAD CURRENT	11/5.3 A
13. STARTING CURRENT AT RATED VOLTAGE	54/28 A
14. MINIMUM STARTING VOLTAGE	414 V
15. EFFICIENCY AT 100% RATED LOAD	73/73 %
16. POWER FACTOR AT 100% RATED LOAD	71/71 %
17. STARTING TORQUE	243 %
18. TYPE OF ENCLOSURE	전폐형
19. TYPE OF BEARING	PL : 6205DD OPL : 6008ZZ
20. MOUNTING	VERTICAL
21. MAXIMUM AMBIENT TEMPURE	40℃
22. BEARING LUBRICATION	GREASE
23. STARTING METHOD	FULL VOLTAGE

SCHEDULE OF TECHNICAL DATA

1. SERVICE	TRAVERSING
2. MANUFACTURE	LK HOIST CO. LTD
3. MOTOR MODEL NO	0.75 - 4 - 46
4. RATED POWER	0.75 KW × 4 P
5. RATED VOLTAGE AND FREQUENCY	460 V 60HZ
6. MOTOR TYPE	SQUIRREL CAGE ROTOR TYPE
7. RATING	15 MIN
8. LOCATION	OUTDOOR
9. INSULATION CLASS	B
10. DESIGN TEMPERATURE RISE (BY RESISTANCE)	100℃
11. FULL LOAD SPEED	1670 RPM
12. FULL LOAD CURRENT	2.3 A
13. STARTING CURRENT AT RATED VOLTAGE	12.6 A
14. MINIMUM STARTING VOLTAGE	414 V
15. EFFICIENCY AT 100% RATED LOAD	65 %
16. POWER FACTOR AT 100% RATED LOAD	63 %
17. STARTING TORQUE	250 %
18. TYPE OF ENCLOSURE	전폐형
19. TYPE OF BEARING	PL : 6008DD OPL : 6207ZZ
20. MOUNTING	VERTICAL
21. MAXIMUM AMBIENT TEMPURE	40℃
22. BEARING LUBRICATION	GREASE
23. STARTING METHOD	FULL VOLTAGE

SCHEDULE OF TECHNICAL DATA

1. SERVICE	TRAVERSING
2. MANUFACTURE	LK HOIST CO. LTD
3. MOTOR MODEL NO	0.4 - 6 - 46
4. RATED POWER	0.4 KW × 6 P
5. RATED VOLTAGE AND FREQUENCY	460 V 60HZ
6. ROTOR TYPE	SQUIRREL CAGE ROTOR TYPE
7. RATING	15 MIN
8. LOCATION	OUTDOOR
9. INSULATION CLASS	B
10. DESIGN TEMPERATURE RISE (BY RESISTANCE)	100℃
11. FULL LOAD SPEED	1140 RPM
12. FULL LOAD CURRENT	1.53 A
13. STARTING CURRENT AT RATED VOLTAGE	8.4 A
14. MINIMUM STARTING VOLTAGE	414 V
15. EFFICIENCY AT 100% RATED LOAD	65 %
16. POWER FACTOR AT 100% RATED LOAD	63 %
17. STARTING TORQUE	249 %
18. TYPE OF ENCLOSURE	전폐형
19. TYPE OF BEARING	PL : 6008DD OPL : 6207ZZ
20. MOUNTING	VERTICAL
21. MAXIMUM AMBIENT TEMPERATURE	40℃
22. BEARING LUBRICATION	GREASE
23. STARTING METHOD	FULL VOLTAGE